

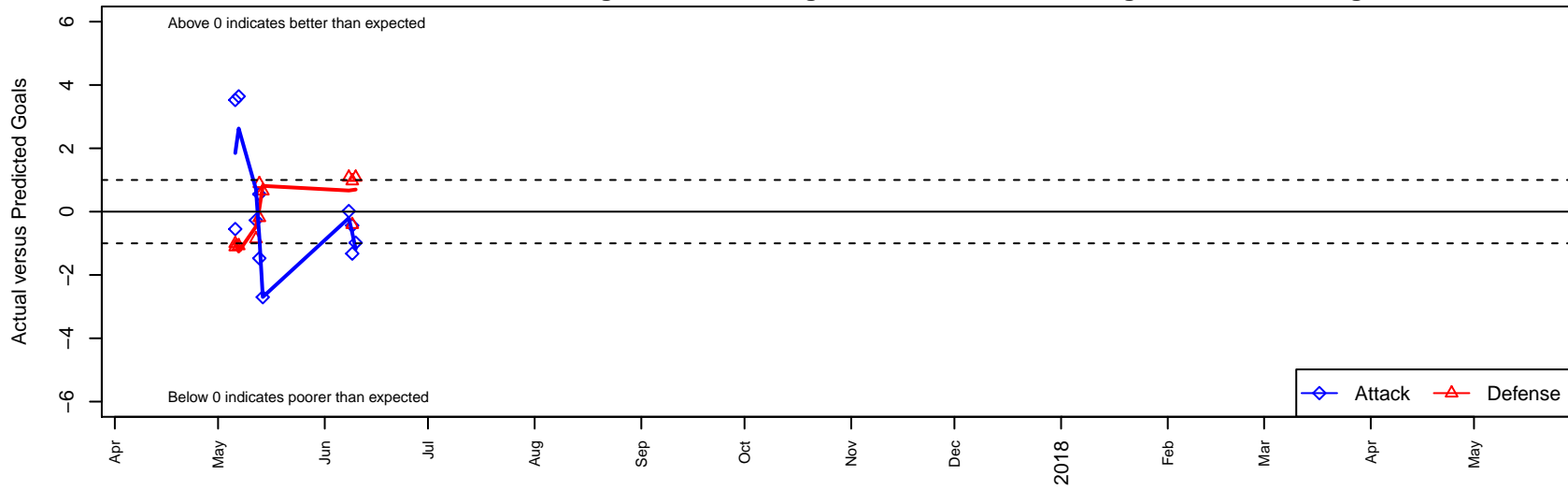
# BYSL Blackhawks B03

Idaho Falls, ID  
B03 total strength=1322  
attack=9.39 defense=3.97

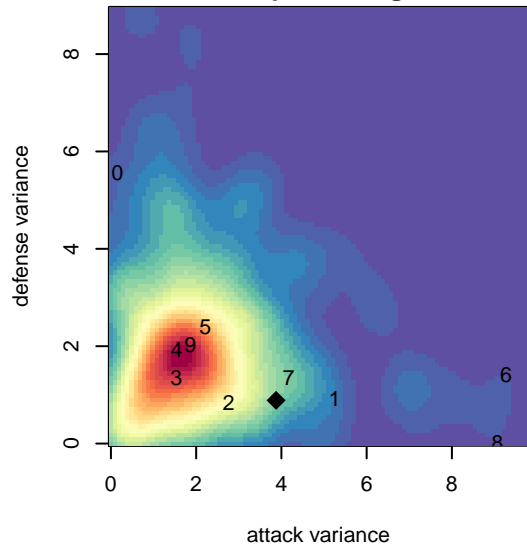
alt names used:

Venues played:  
2016 Canyon Rim Classic U14 B U14  
2016 PVSC Spring Classic BU14  
2017 Yellowstone Cup U14 Gold

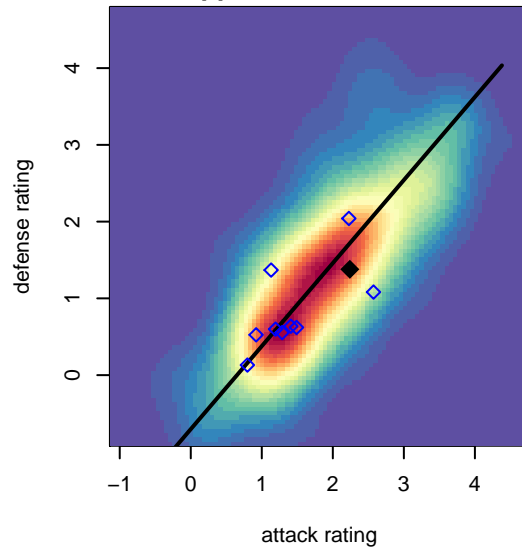
**BYSL Blackhawks B03**  
Dots are actual minus expected GF (blue circles) and GA (red triangles).  
Blue line is smoothed change in attack strength. Red is smoothed change in defense strength.



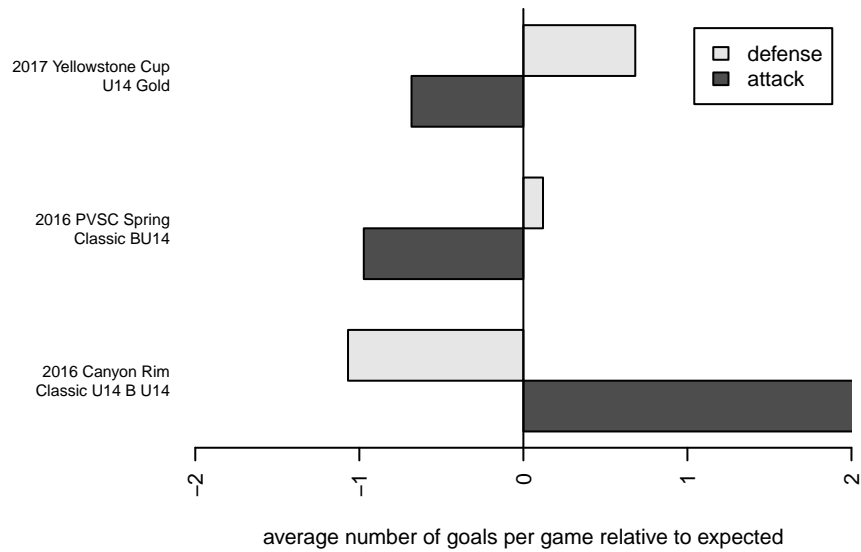
**attack and defense variance (black dot)  
relative to other teams  
and top 10 in region**



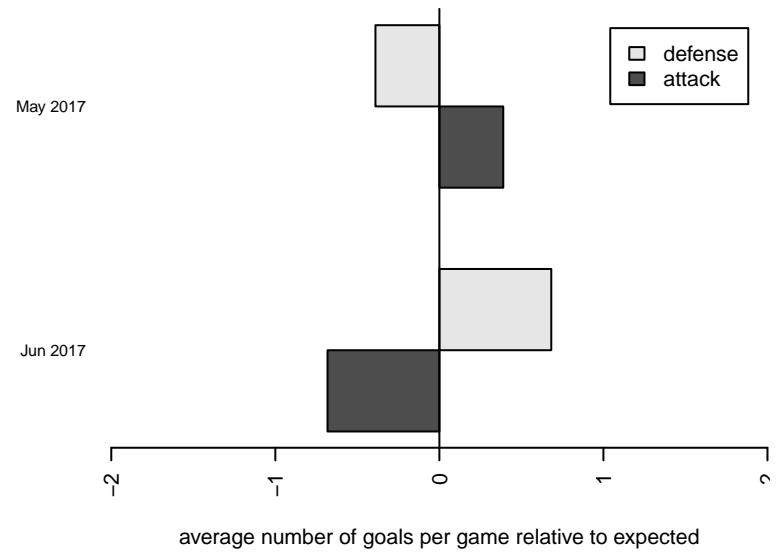
**attack and defense rating  
relative to others at age  
and all opponents in last 13 months**



**Performance relative to 13 month average**



**Performance relative to 13 month average**



<b>date</b>	<b>home</b>		<b>away</b>		<b>venue</b>	<b>pred.home</b>	<b>pred.away</b>
2017-06-10	BYSL Blackhawks B03	4	Teton FC B03	0	2017 Yellowstone Cup U14 Gold	4.98	1.08
2017-06-09	FC Idaho B03	1	BYSL Blackhawks B03	7	2017 Yellowstone Cup U14 Gold	0.59	8.32
2017-06-09	BYSL Blackhawks B03	5	Upper Valley Madison United A B04	0	2017 Yellowstone Cup U14 Gold	5.44	0.97
2017-06-08	BYSL Blackhawks B03	5	Teton FC B03	0	2017 Yellowstone Cup U14 Gold	4.98	1.08
2017-05-14	Magic City SC Red B03	0	BYSL Blackhawks B03	3	2016 PVSC Spring Classic BU14	0.65	5.70
2017-05-13	PVSC United Manchester B03	0	BYSL Blackhawks B03	4	2016 PVSC Spring Classic BU14	0.88	5.47
2017-05-13	Bozeman Blitz Blue B03	1	BYSL Blackhawks B03	3	2016 PVSC Spring Classic BU14	0.81	2.45
2017-05-12	BYSL Blackhawks B03	5	BYSL Fusion B03	2	2016 PVSC Spring Classic BU14	5.27	1.14
2017-05-07	BYSL Blackhawks B03	5	Boise Nationals Timbers Blue B03	4	2016 Canyon Rim Classic U14 B U14	1.36	2.92
2017-05-06	PVSC United Manchester B03	2	BYSL Blackhawks B03	9	2016 Canyon Rim Classic U14 B U14	0.88	5.47
2017-05-06	IDA-ORE FC Tigers Ontario B03	4	BYSL Blackhawks B03	2	2016 Canyon Rim Classic U14 B U14	2.99	2.55